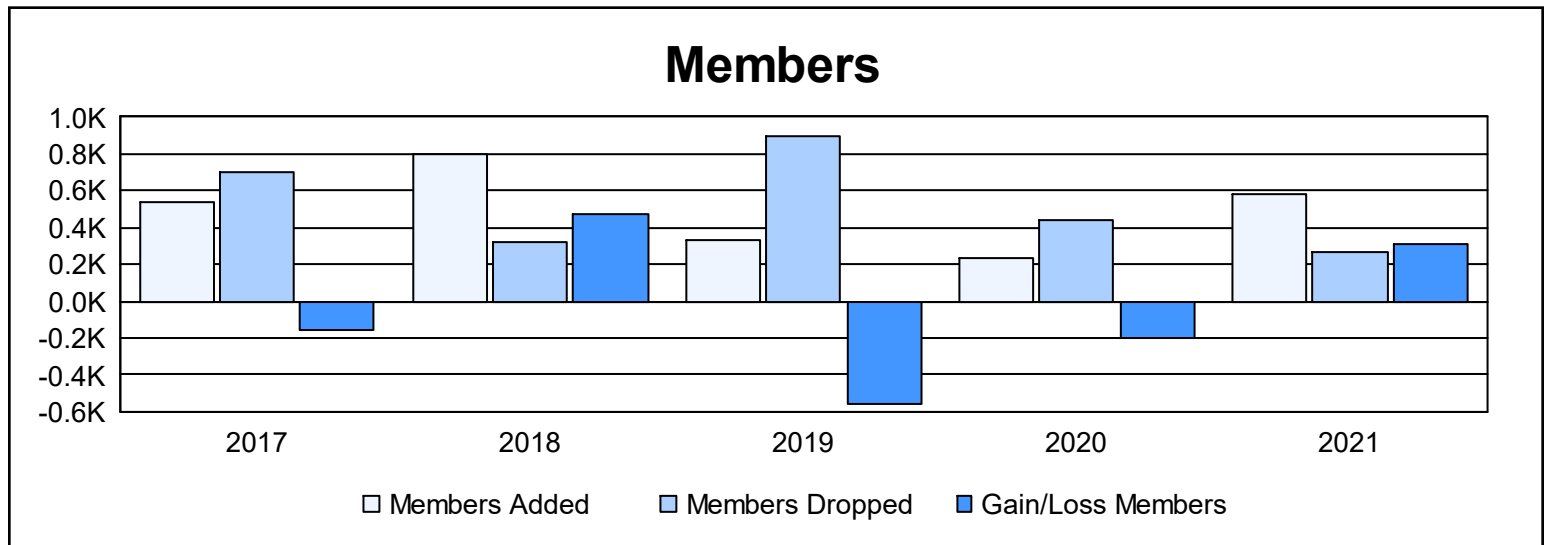
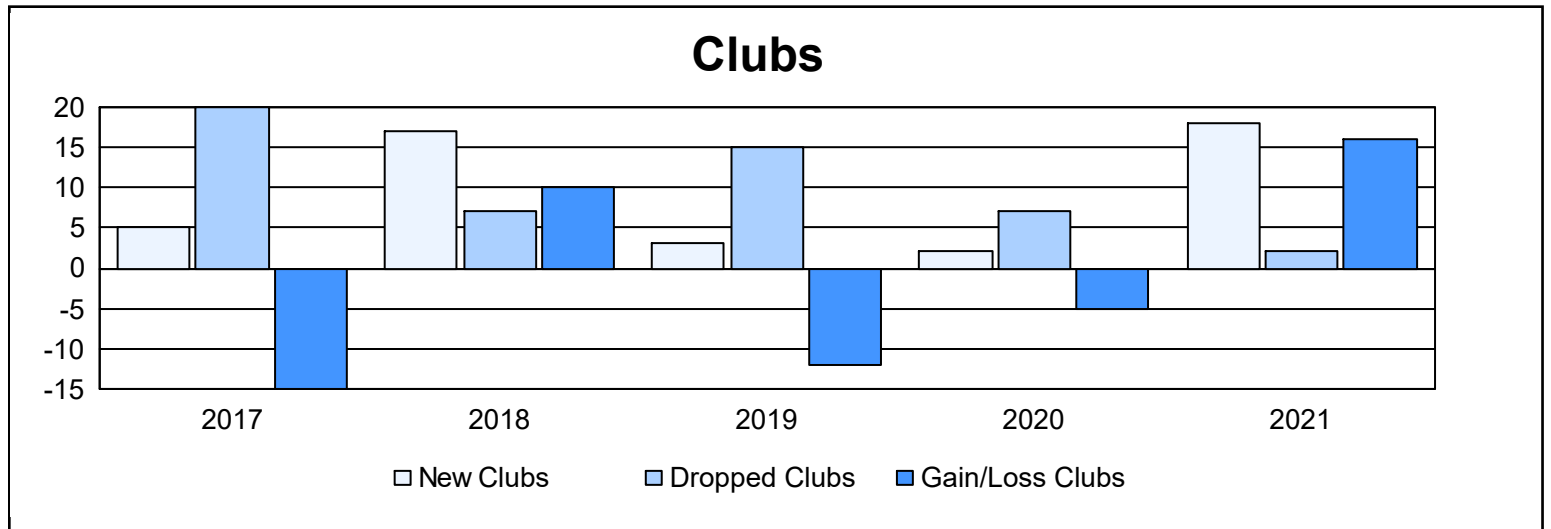
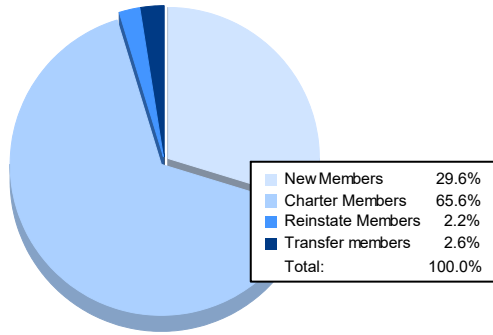


| Year | New Clubs | Dropped Clubs | Gain/ Loss Clubs | New Members | Charter Members | Reinstate Members | Transfer Members | Total Member Added | Total Members Dropped | Gain/ Loss Members |
|----------------|-----------|---------------|------------------|-------------|-----------------|-------------------|------------------|--------------------|-----------------------|--------------------|
| 2016-2017 | 5 | 20 | -15 | 380 | 116 | 22 | 18 | 536 | 696 | -160 |
| 2017-2018 | 17 | 7 | 10 | 369 | 357 | 54 | 19 | 799 | 324 | 475 |
| 2018-2019 | 3 | 15 | -12 | 120 | 93 | 116 | 4 | 333 | 891 | -558 |
| 2019-2020 | 2 | 7 | -5 | 106 | 75 | 41 | 14 | 236 | 436 | -200 |
| 2020-2021 | 18 | 2 | 16 | 171 | 379 | 13 | 15 | 578 | 272 | 306 |
| Average | 9 | 10 | -1 | 229 | 204 | 49 | 14 | 496 | 524 | -27 |



Membership Composition June 2021 Cumulative



Gender Composition June 2021 Cumulative

